

## Talis E

Single lever basin mixer for concealed installation wall-mounted with spout 22.5 cm

Surfaces: **Polished Gold Optic** Article Number: **71734990**



### Description


#### product features

- consists of: single lever basin mixer for concealed installation wall-mounted, waste set
- projection 225 mm
- normal spray
- flow rate at 3 bar: 5 l/min
- ceramic cartridge
- temperature limitation adjustable
- suitable for continuous flow water heaters
- non-closing waste set
- material waste set: metal
- connection type: basic set
- connection dimension: DN15
- handle can be positioned on the right or left, depends on the basic set installation

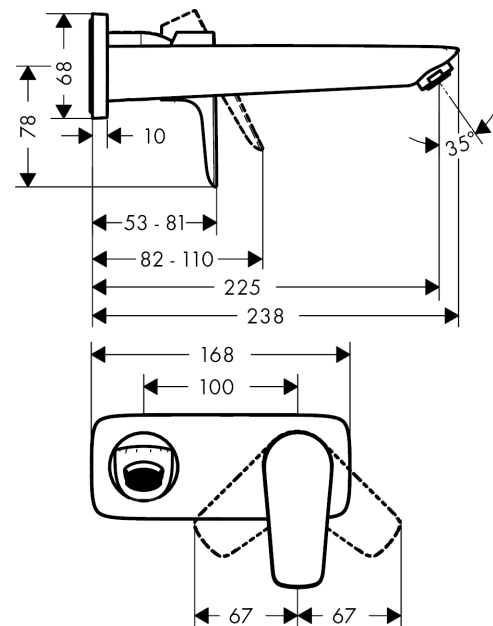
### Technology



### Product image



### Scale drawing



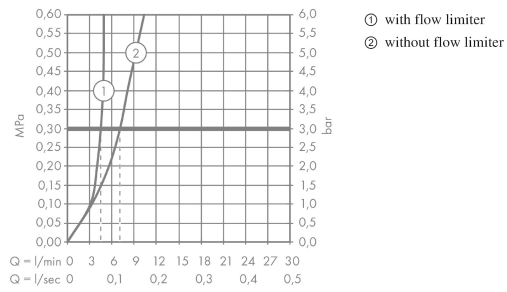
**Talis E**

**Single lever basin mixer for concealed installation wall-mounted with spout 22.5 cm**

Surfaces: **Polished Gold Optic** Article Number: **71734990**



**Flowchart**



**Talis E**

**Single lever basin mixer for concealed installation wall-mounted with spout 22.5 cm**

Surfaces: **Polished Gold Optic** Article Number: **71734990**



Installation examples

